
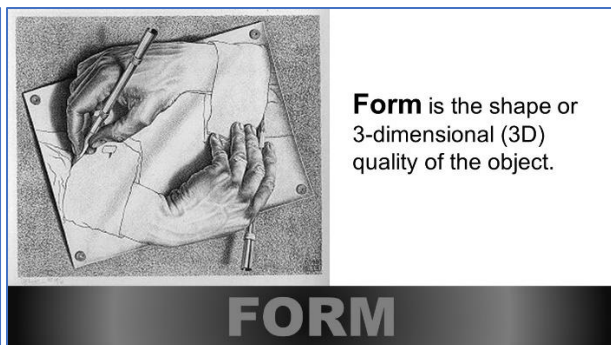
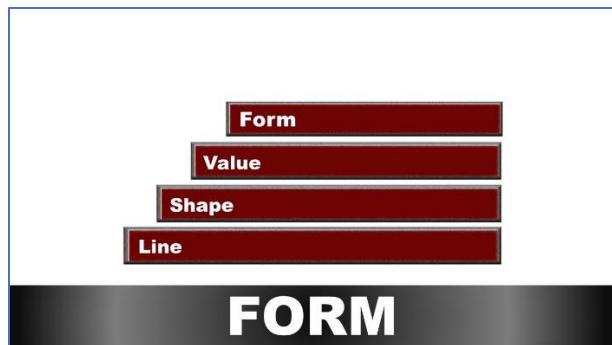

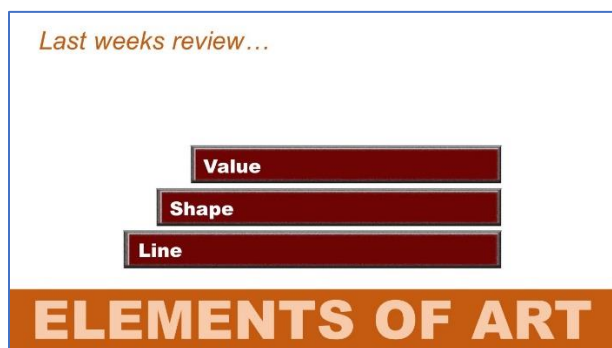





Part C: Lesson 1 Slides





Primary Colors

COLOR


Color Mixtures:

Blue + Red = Purple

Blue + Yellow = Green

Yellow + Red = Orange

COLOR



Secondary Colors

COLOR



Bauhaus Color Wheel
By Johannes Itten

Tints:

Blue + White = Light Blue

Red + White = Pink

Yellow + White = Pale Yellow

COLOR

Shades:

Blue + Black = Dark Blue

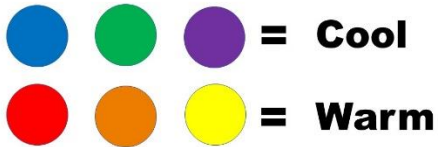
Red + Black = Dark Red

Yellow + Black = Dark Yellow

COLOR

Part C: Lesson 2 Slides

Color Temperatures:



COLOR

Foreground/Background:



Morning on the Farm

By Daniel Keys

Aerial Perspective:



Sunrise on the Matterhorn

By Albert Bierstadt

Aerial Perspective:



Mona Lisa

By Leonardo DaVinci



Snowman Photos

From Shutterstock.com

Part C: Lesson 3 Slides



Snowman Photos

From Shutterstock.com

Escher, M.C. (1948). Drawing Hands. [Lithograph] www.mcescher.com
 Itten, Johannes (1921). Farbekugel in 7 Lössstufen und 12 Tönen (Color sphere in 7 light values and 12 tones). [Lithograph] www.gelb.ch
 Bierstadt, Albert (c. late 19th Century). Sunrise on the Matterhorn. [Oil on Canvas]. www.on.wikiipedia.org
 Dalvík, Leonardo (c. 1503-1506). Mona Lisa. [Oil on Polar Panel] www.on.wikipedia.org
 Keys, Daniel (n.d.). Morning on the Farm. [Oil on Linen] www.danielkeys.com
 Shutterstock (n.d.). [Photography]. www.shutterstock.com

RESOURCES

Lesson 1: Color Wheel

